



Taller sensorial


1. Nos colocamos en...



2. Nos sentamos alrededor de la...



3. Nos colocamos el...





4. Quitamos la...

5. Tocamos lo que hay dentro de...



6. Tapamos la bandeja con la...



7. Hablamos en...

8. Decidimos qué hay en la...



9. Lo escribimos en un...



10. Exponemos nuestras...



Taller sensorial



Dibuja el objeto que crees que has tocado...

A large, empty rounded rectangular box with a thin blue border, intended for drawing a sensory object.A large, empty rounded rectangular box with a thin blue border, intended for drawing a sensory object.A large, empty rounded rectangular box with a thin blue border, intended for drawing a sensory object.A large, empty rounded rectangular box with a thin blue border, intended for drawing a sensory object.A large, empty rounded rectangular box with a thin blue border, intended for drawing a sensory object.A large, empty rounded rectangular box with a thin blue border, intended for drawing a sensory object.

Taller sensorial



Escribe el nombre del objeto que crees que has tocado...



Taller sensorial by Ana Belén Galván Perdomo is licensed under a [Creative Commons Reconocimiento-NoComercial-CompartirIgual 4.0 Internacional License](https://creativecommons.org/licenses/by-nc-sa/4.0/).

Fuente de las imágenes:

Grupo personas: <https://cutt.ly/Et6SnS7>

Mesa de madera: <https://cutt.ly/Mt6SxLC>

Máscara de comedia: <https://cutt.ly/4t6SAM6>

Toalla: <https://cutt.ly/dt6Dyqm>

Cesta: <https://cutt.ly/6t6DhHe>

Cuaderno: <https://cutt.ly/Vt6DmYN>

Niño inteligente: <https://cutt.ly/Lt6DRNi>

Cerebro: <https://cutt.ly/7t6Sa9d>